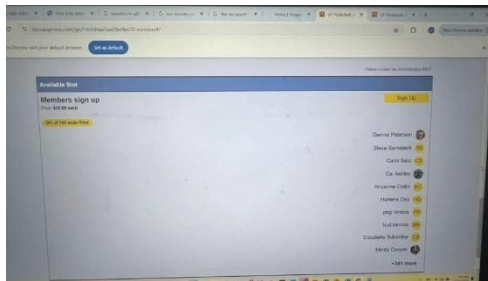


Step one - sign up online:

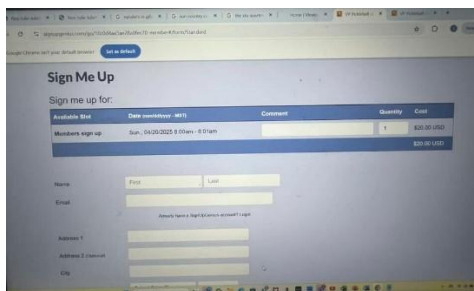
- Each person needs to sign up and pay separately.
- Each person must have their own email address.
- Go to viewpointpickleballclub.com and go to the home page.
- Scroll down to the membership and click **SignUp now**.



- It will take you to the Members sign up page.
- Click on the gold sign up box in the upper right corner.
- Scroll down to save and continue.



- This will take you to the Sign Me Up page.
- Fill in your information.
- Save and pay.

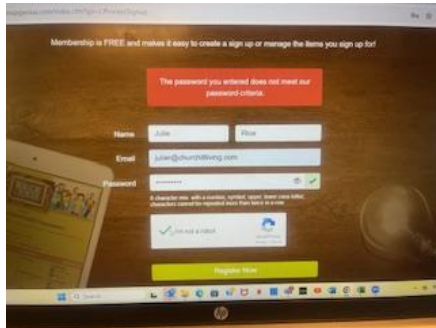


- You will receive a confirmation email from the administrator of Signup Genius with your passcode for the season.
- PLEASE NOTE - When paying online, you must enter the correct address and zip code or postal code that is linked to the card you are using

Step two – Create an account on SignUpGenius – FREE!

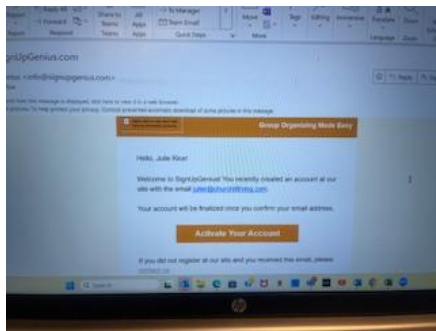
*** If you are going to participate in Club round robins, tournaments or other events you must create a Sign Up Genius account in order to be able to manage your sign ups.

Please go to SIGNUPGENIUS.COM or download the app and create an account and register.



Once you register, you will receive an email from SignUpGenius and you will need to activate your account via the link in the email. You will need to enter the code from the email to activate your account that you received from the Viewpoint Pickleball registration email.

Log into SignUpGenius and enter the code.



Or



